

## **SUMMARY OF PRODUCT CHARACTERISTICS**

### **1. NAME OF THE VETERINARY MEDICINAL PRODUCT**

Bravecto 500 mg spot-on solution for large cats (>6.25 – 12.5 kg)

### **2. QUALITATIVE AND QUANTITATIVE COMPOSITION**

#### **Active substance:**

Each ml contains 280 mg fluralaner.

Each pipette delivers:

	<b>Pipette content (ml)</b>	<b>Fluralaner (mg)</b>
for large cats >6.25 – 12.5 kg	1.79	500

For the full list of excipients, see section 6.1.

### **3. PHARMACEUTICAL FORM**

Spot-on-solution.

Clear colourless to yellow solution.

### **4. CLINICAL PARTICULARS**

#### **4.1 Target species**

Cats.

#### **4.2 Indications for use, specifying the target species**

For the treatment of tick and flea infestations in cats.

This veterinary medicinal product is a systemic insecticide and acaricide that provides immediate and persistent flea (*Ctenocephalides felis*) and tick (*Ixodes ricinus*) killing activity for 12 weeks.

Fleas and ticks must attach to the host and commence feeding in order to be exposed to the active substance.

The product can be used as part of a treatment strategy for the control of flea allergy dermatitis (FAD).

For the treatment of infestations with ear mites (*Otodectes cynotis*).

### 4.3 Contraindications

Do not use in cases of hypersensitivity to the active substance or to any of the excipients.

### 4.4 Special warnings for each target species

Parasites need to start feeding on the host to become exposed to fluralaner; therefore the risk of the transmission of parasite borne diseases cannot be excluded.

### 4.5 Special precautions for use

#### Special precautions for use in animals

Care should be taken to avoid contact with the eyes of the animal. Do not use directly on skin lesions.

In the absence of available data, this veterinary medicinal product should not be used on kittens less than 9 weeks old and /or cats weighing less than 1.2 kg.

The product should not be administered at intervals shorter than 8 weeks as the safety at shorter intervals has not been tested.

This product is for topical use and should not be administered orally.

Do not allow recently treated animals to groom each other.

#### Special precautions to be taken by the person administering the veterinary medicinal product to animals

Contact with the product should be avoided and disposable protective gloves obtained with this product at the point of sale must be worn when handling the product for the following reasons:

Hypersensitivity reactions have been reported in a small number of people, which can potentially be serious.

Persons with a hypersensitivity to fluralaner or to any of the excipients should avoid any exposure to the product.

The product binds to skin and may also bind to surfaces after spillage of the product. Skin rashes, tingling or numbness have been reported in a small number of individuals after skin contact.

If skin contact does occur, wash the affected area immediately with soap and water. In some cases, soap and water are not sufficient to remove the product spilled on the fingers.

Contact with the product may also occur when handling the treated animal.

Make sure that your animal's application site is no longer noticeable before resuming contact with the site of application. This includes cuddling the animal and sharing a bed with the animal. It takes up to 48 hours for the application site to become dry but it will be noticeable for longer.

If skin reactions occur, consult a physician and show them the product packaging.

People with a sensitive skin or known allergy in general e.g. to other veterinary medicinal products of this type should handle the veterinary medicinal product as well as treated animals with caution.

This product can cause eye irritation. In case of contact with the eyes, immediately rinse thoroughly with water.

This product is harmful after ingestion. Keep the product in the original packaging until use, in order to prevent children from getting direct access to the product. A used pipette should immediately be disposed of. In case of accidental ingestion, seek medical advice and show the package leaflet or the label to the physician.

The product is highly flammable. Keep away from heat, sparks, open flame or other sources of ignition. In case of spillage onto, for example table or floor surfaces, remove excess product using paper tissue and clean the area with detergent.

#### **4.6 Adverse reactions (frequency and seriousness)**

Mild and transient skin reactions at the application site, such as erythema and pruritus or alopecia were commonly observed in clinical trials (2.2% of treated cats).

The following other signs shortly after administration were uncommonly observed: apathy/tremors/anorexia (0.9% of treated cats) or vomiting/hypersalivation (0.4% of treated cats).

Convulsions have been reported very rarely based on post marketing safety experience (pharmacovigilance).

The frequency of adverse reactions is defined using the following convention:

- very common (more than 1 in 10 animals treated displaying adverse reaction(s))
- common (more than 1 but less than 10 animals in 100 animals treated)
- uncommon (more than 1 but less than 10 animals in 1,000 animals treated)
- rare (more than 1 but less than 10 animals in 10,000 animals treated)
- very rare (less than 1 animal in 10,000 animals treated, including isolated reports)

#### **4.7 Use during pregnancy, lactation or lay**

The safety of the veterinary medicinal product has not been established during pregnancy and lactation. Use only accordingly to the benefit/risk assessment by the responsible veterinarian.

#### **4.8 Interaction with other medicinal products and other forms of interaction**

None known.

Fluralaner is highly bound to plasma proteins and might compete with other highly bound active substances such as non-steroidal anti-inflammatory drugs (NSAIDs) and the coumarin derivative warfarin. Incubation of fluralaner in the presence of carprofen or warfarin in dog plasma at maximum expected plasma concentrations did not reduce the protein binding of fluralaner, carprofen or warfarin.

During laboratory and clinical field testing, no interactions between Bravecto spot-on solution for cats and routinely used veterinary medicinal products were observed.

#### **4.9 Amounts to be administered and administration route**

For spot-on use.


Bravecto should be administered in accordance with the following table (corresponding to a dose of 40 – 94 mg fluralaner/kg body weight):

Body weight of cat (kg)	Strength and number of pipettes to be administered		
	Bravecto 112.5 mg	Bravecto 250 mg	Bravecto 500 mg
1.2 – 2.8	1		
>2.8 – 6.25		1	
>6.25 – 12.5			1


For cats above 12.5 kg body weight, use a combination of two pipettes that most closely matches the body weight.

#### Method of administration

**Step 1:** Immediately before use, open the sachet and remove the pipette. Put on gloves. The pipette should be held by the base or by the upper rigid portion below the cap in an upright position (tip up) for opening it. The twist-and-use cap should be rotated clockwise or counter clockwise one full turn. The cap will stay on the pipette; it is not possible to remove it. The pipette is open and ready for application when the breaking of the seal is felt.



**Step 2:** The cat should be standing or lying with its back horizontal for easy application. Place the pipette tip on the base of the skull of the cat.



**Step 3:** Squeeze the pipette gently and apply the entire contents directly to the cat's skin. The product should be applied on cats up to 6.25 kg body weight in one spot at the base of the skull and in two spots on cats greater than 6.25 kg body weight.

#### Treatment schedule

For optimal control of tick and flea infestation, the product should be administered at intervals of 12 weeks.

For the treatment of ear mite infestations (*Otodectes cynotis*), a single dose of the product should be applied. A further veterinary examination 28 days after treatment is recommended as some animals may require further treatment with an alternative product.

#### **4.10 Overdose (symptoms, emergency procedures, antidotes), if necessary**

No adverse reactions were observed following topical administration to kittens aged 9 - 13 weeks and weighing 0.9 - 1.9 kg treated with overdoses of up to 5 times the maximum recommended dose (93 mg, 279 mg and 465 mg fluralaner/kg body weight) on three occasions at shorter intervals than recommended (8-week intervals). Oral uptake of the product at the maximum recommended dose of 93 mg fluralaner/kg body weight was well tolerated in cats, apart from some self-limiting salivation and coughing or vomiting immediately after administration.

#### 4.11 Withdrawal period(s)

Not applicable.

### 5. PHARMACOLOGICAL PROPERTIES

Pharmacotherapeutic group: Ectoparasiticides for systemic use  
ATCvet code: QP53B E02

#### 5.1 Pharmacodynamic properties

Fluralaner is an acaricide and insecticide. It is efficacious against ticks (*Ixodes* spp.), fleas (*Ctenocephalides* spp.) and ear mites (*Otodectes cynotis*) on the cat.

The onset of efficacy is within 12 hours for fleas (*C. felis*) and within 48 hours for ticks (*I. ricinus*).

Fluralaner has a high potency against ticks and fleas by exposure via feeding, i.e. it is systemically active on target parasites.

Fluralaner is a potent inhibitor of parts of the arthropod nervous system by acting antagonistically on ligand-gated chloride channels (GABA-receptor and glutamate-receptor).

In molecular on-target studies on insect GABA receptors of flea and fly, fluralaner is not affected by dieldrin resistance.

In *in vitro* bio-assays, fluralaner is not affected by proven field resistances against amidines (tick), organophosphates (tick, mite), cyclodienes (tick, flea, fly), macrocyclic lactones (sea lice), phenylpyrazoles (tick, flea), benzophenyl ureas (tick), pyrethroids (tick, mite) and carbamates (mite).

The product contributes towards the control of the environmental flea populations in areas to which treated cats have access.

Newly emerged fleas on a cat are killed before viable eggs are produced. An *in vitro* study also demonstrated that very low concentrations of fluralaner stop the production of viable eggs by fleas.

The flea life cycle is broken due to the rapid onset of action and long lasting efficacy against adult fleas on the animal and the absence of viable egg production.

#### 5.2 Pharmacokinetic particulars

Fluralaner is readily systemically absorbed from the topical administration site, reaching maximum concentrations in plasma between 3 and 21 days after administration. The prolonged persistence and slow elimination from plasma ( $t_{1/2} = 12$  days) and the lack of extensive metabolism provide effective concentrations of fluralaner for the duration of the inter-dosing interval. Unchanged fluralaner is excreted in feces and to a very low extent in urine.

## **6. PHARMACEUTICAL PARTICULARS**

### **6.1 List of excipients**

Dimethylacetamide  
Glycofurol  
Diethyltoluamide (DEET)  
Acetone

### **6.2 Major incompatibilities**

None known.

### **6.3 Shelf life**

Shelf life of the veterinary medicinal product as packaged for sale: 3 years

### **6.4 Special precautions for storage**

This veterinary medicinal product does not require any special temperature storage conditions. The pipettes should be kept in the outer packaging to prevent solvent loss or moisture uptake. The sachets should only be opened immediately prior to use.

### **6.5 Nature and composition of immediate packaging**

Unit dose pipette made of laminated aluminium/polypropylene foil closed with an HDPE cap and packed in a laminated aluminium foil sachet. Each carton box contains 1 or 2 pipettes and a pair of gloves per pipette.  
Not all pack sizes may be marketed.

### **6.6 Special precautions for the disposal of unused veterinary medicinal product or waste materials derived from the use of such products**

Any unused veterinary medicinal product or waste materials derived from such veterinary medicinal product should be disposed of in accordance with local requirements.

## **7. MARKETING AUTHORISATION HOLDER**

MSD Animal Health UK Limited  
Walton Manor  
Walton  
Milton Keynes  
Buckinghamshire  
MK7 7AJ

## **8. MARKETING AUTHORISATION NUMBER**


Vm 01708/5025

**9. DATE OF FIRST AUTHORISATION**

17 May 2016

**10. DATE OF REVISION OF THE TEXT**

December 2021

A handwritten signature in black ink, consisting of several loops and a final horizontal stroke.

Approved: 08 December 2021