

SUMMARY OF PRODUCT CHARACTERISTICS

1. NAME OF THE VETERINARY MEDICINAL PRODUCT

Fleasolve 67 mg Spot-on solution for small dogs

2. QUALITATIVE AND QUANTITATIVE COMPOSITION

One 0.67 ml pipette contains:

Active substance:

Fipronil 67 mg

Excipients:

Butyhydroxyanisole E320 0.134 mg

Butylhydroxytoluene E321 0.067 mg

For a full list of excipients, see section 6.1.

3. PHARMACEUTICAL FORM

Spot-on solution.

Clear, colourless to yellow solution.

4. CLINICAL PARTICULARS

4.1 Target species

Dogs.

4.2 Indications for use

Treatment of flea (*Ctenocephalides* spp.) and tick (*Dermacentor reticulatus*) infestations.

Insecticidal efficacy against new infestations with adult fleas persists for up to 8 weeks.

The product has a persistent acaricidal efficacy for up to 4 weeks against ticks (*Rhipicephalus sanguineus*, *Ixodes ricinus*, *Dermacentor reticulatus*). If ticks of some species (*Rhipicephalus sanguineus* and *Ixodes ricinus*) are present when the product is applied, all the ticks may not be killed within the first 48 hours but they may be killed within a week.

4.3 Contraindications

Do not use on puppies less than 2 months old and /or weighing less than 2kg in the absence of available data.

Do not use on sick (e.g. systemic diseases, fever...) or convalescent animals.
Do not use in rabbits, due to a risk of adverse drug reactions or even death.
This product is specifically developed for dogs. Do not use in cats, as this could lead to overdosing.
Do not use in known cases of hypersensitivity to the active substance or to any of excipients.

4.4 Special warnings for each target species

Shampooing an hour prior to treatment does not affect the efficacy of the product against fleas.

Bathing/immersion in water within two days after application of the product should be avoided. Weekly immersion in water for one minute reduces the period of persistent insecticidal efficacy against fleas by one week.

The product does not prevent ticks from attaching to the animals. If the animal has been treated prior to exposure to the ticks, the ticks will be killed in the first 24-48 hours after attachment. This will usually be prior to engorgement, minimising but not excluding the risk of transmission of diseases. Once dead, ticks will often drop off the animal, but any remaining ticks may be removed with a gentle pull.

Fleas from pets often infest the animal's basket, bedding and regular resting areas such as carpets and soft furnishings which should be treated, in case of massive infestation and at the beginning of the control measures, with a suitable insecticide and vacuumed regularly.

When used as part of a strategy for the treatment of Flea Allergy Dermatitis, monthly applications to the allergic patient and to other dogs in the household are recommended.

4.5 Special precautions for use

Special precautions for use in animals

Animals should be weighed accurately prior to treatment.

Avoid contact with the animal's eyes. In the case of accidental eye contact, immediately rinse the eyes with clean water.

It is important to make sure that the product is applied to an area where the animal cannot lick it off and to make sure that animals do not lick each other following treatment.

Do not apply the product on wounds or damaged skin.

Special precautions to be taken by the person administering the veterinary medicinal product to animals

Keep pipettes in original packaging until ready to use.

People with a known hypersensitivity to fipronil or excipients (see section 6.1.) should avoid contact with the veterinary medicinal product.

This product can cause mucous membrane and eye irritation. Therefore, contact between the product and the mouth or eyes should be avoided.

In the case of accidental eye contact, immediately rinse the eyes with clean water. If eye irritation persists seek medical advice and show the package leaflet or the label to the physician.

Avoid contents coming into contact with the skin. If this occurs, wash hands with soap and water.

Ingestion of the product is harmful. Prevent children getting access to the pipettes and discard the used pipettes immediately after applying the product.

In case of accidental ingestion of product seek medical advice immediately.

Treated animals should not be handled until the application site is dry, and children should not be allowed to play with treated animals until the application site is dry. It is therefore recommended that animals are not treated during the day, but should be treated during the early evening, and that recently treated animals should not be allowed to sleep with owners, especially children.

Do not smoke, drink or eat during application. Wash hands after use.

Other precautions

Fipronil may adversely affect aquatic organisms. Dogs should not be allowed to swim in water courses for 2 days after application.

The product may have adverse effects on painted, varnished or other household surfaces or furnishings.

4.6 Adverse reactions (frequency and seriousness)

If licking occurs, a brief period of hypersalivation may be observed due mainly to the nature of the carrier.

Very rarely transient cutaneous reactions on the application site (skin discoloration, local alopecia, pruritus, erythema) and general pruritus or alopecia have been reported after use. Hypersalivation, reversible neurologic symptoms (hyperesthesia, depression, nervous symptoms), vomiting or respiratory symptoms have also been observed very rarely after use.

The frequency of adverse reactions is defined using the following convention:

- very common (more than 1 in 10 animals treated displaying adverse reaction(s))
- common (more than 1 but less than 10 animals in 100 animals treated)
- uncommon (more than 1 but less than 10 animals in 1,000 animals treated)
- rare (more than 1 but less than 10 animals in 10,000 animals treated)
- very rare (less than 1 animal in 10,000 animals treated, including isolated reports).

4.7 Use during pregnancy and lactation

Laboratory studies using fipronil have not shown any evidence of teratogenic or embryotoxic effect. Studies have not been carried out with this product in pregnant and lactating bitches. Use in pregnancy and lactation only in accordance with professional veterinary advice and a benefit/risk assessment.

4.8 Interaction with other medicinal products and other forms of interaction

None known.

4.9 Amounts to be administered and administration route

Route of administration and dosage:

External use only.

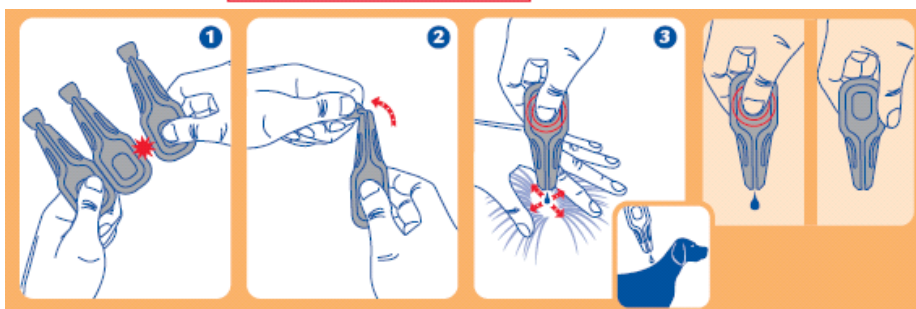
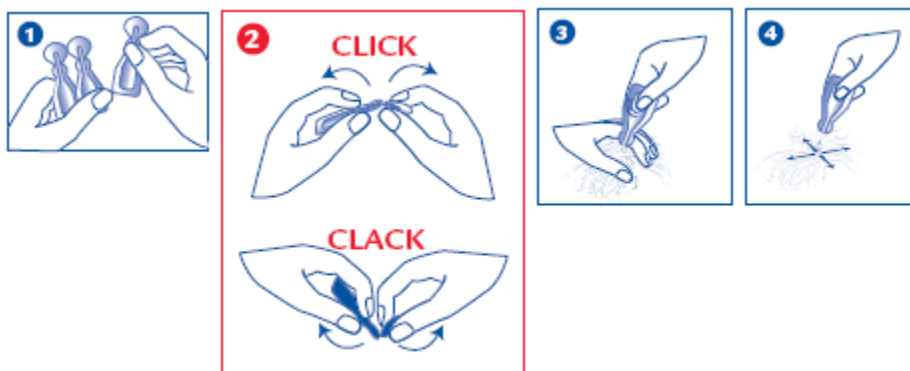
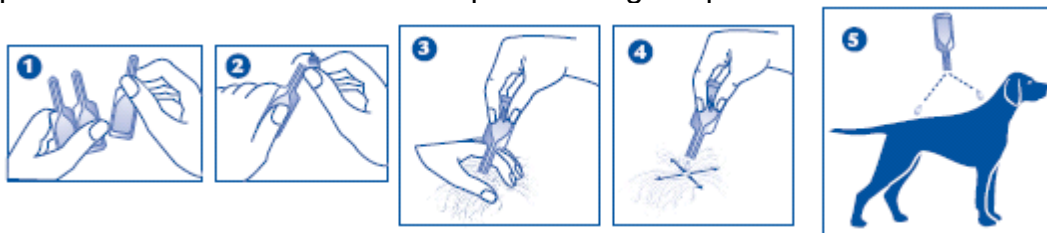
Administer by topical application to the skin according to the bodyweight as follows:
1 pipette of 0.67 ml per dog weighing over 2 kg and up to 10 kg bodyweight.

Method of administration:

Thermoformed pipettes:

Hold the pipette upright. Tap the narrow part of the pipette to ensure that the contents are within the main body of the pipette. Break the snap-off top of the spot-on pipette along the scored line.

Part the pet's coat until its skin is visible. Place the tip of the pipette directly against the bared skin and squeeze gently several times to empty its contents. Repeat this procedure at one or two different points along the pet's back.

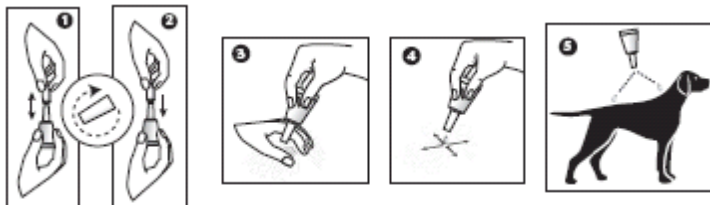


(Note: the shape of the marketed pipettes can be different as well as the pictures on the marketed boxes/package leaflets.)

Polypropylene pipettes:

Remove the pipette from the blister packaging. Hold the pipette in an upright position, twist and pull the cap off. Turn the cap around and place the other end of the cap back on the pipette. Twist the cap to break the seal, then remove the cap from the pipette.

Part the pet's coat until its skin is visible. Place the tip of the pipette directly against the bared skin and squeeze gently several times to empty its contents. Repeat this procedure at one or two points along the pet's back.



It is important to make sure that the product is applied to an area where the animal cannot lick it off, and to make sure that animals do not lick each other following treatment.

Care should be taken to avoid excessive wetting of the hair with the product since this will cause a sticky appearance of hairs at the treatment spot. However, should this occur, it will disappear within 24 hours post application.

Treatment schedule:

For optimal control of flea and/or tick infestation the treatment schedule can be based on the local epidemiological situation.

In the absence of safety studies, the minimum treatment interval is 4 weeks.

4.10 Overdose (symptoms, emergency procedures, antidotes), if necessary

No adverse effects were observed in target animal safety studies in 2 month-old puppies, growing dogs and dogs weighing about 2 kg treated with the therapeutic dose on five consecutive days. The risk of adverse effects (see section 4.6) may increase in cases of overdose.

4.11 Withdrawal period

Not applicable.

5. PHARMACOLOGICAL PROPERTIES

Pharmacotherapeutic group: Ectoparasiticides for topical use.
ATCvet code: QP53AX15

5.1 Pharmacodynamic properties

Fipronil is an insecticide and acaricide belonging to the phenylpyrazole family. It acts by inhibiting the GABA complex, binding to the chloride channel and thereby blocking pre- and post-synaptic transfer of chloride ions across cell membranes. This results in uncontrolled activity of the central nervous system and death of insects or acarids.

Fipronil exhibits an insecticidal and acaricidal activity against fleas (*Ctenocephalides* spp), and ticks (*Rhipicephalus* spp, *Dermacentor* spp, *Ixodes* spp including *Ixodes ricinus*) in the dog.

Fleas will be killed within 24 h. Ticks will usually be killed within 48 h after contact with Fipronil, however if ticks of some species (*Rhipicephalus sanguineus* and *Ixodes ricinus*) are already present when the product is applied, all of the ticks may not be killed within the first 48 hours.

5.2 Pharmacokinetic particulars

Fipronil is mainly metabolised to its sulfone derivative (RM1602), which also possesses insecticidal and acaricidal properties. The concentrations of fipronil on the hair decrease with time.

6. PHARMACEUTICAL PARTICULARS

6.1 List of excipients

Butylhydroxyanisole E320
Butylhydroxytoluene E321
Benzyl alcohol
Diethylene glycol monoethyl ether

6.2 Major Incompatibilities

None known.

6.3 Shelf life

Shelf-life of the veterinary medicinal product as packaged for sale:

Thermoformed pipette: 3 years

Polypropylene pipette: 2 years

6.4 Special precautions for storage

Store below 30°C. Store in a dry place. Store in the original package.

6.5 Nature and composition of immediate packaging

Thermoformed pipettes: White or transparent multi-layer plastic single-dose pipettes containing an extractible volume of 0.67 ml.

The internal layers in contact with the product are made of polyacrylonitrile-methacrylate or polyethylene-ethylene vinyl alcohol-polyethylene. The white or

transparent external complex is composed of polypropylene/ cyclic olefine copolymer/ polypropylene.

Boxes of 1, 2, 3, 4 or 6 pipettes.

Polypropylene pipettes: White polypropylene single-dose pipettes with an integral polyacetal cap for piercing the pipette, containing an extractible volume of 0.67 ml packaged in uncoloured plastic blister composed of polypropylene/cyclic olefine copolymer / polypropylene closed by heat sealing with a thermosealable lacquered aluminium foil and placed in a carton box or blister card.

Blister cards or boxes of 1, 2, 3, 4 or 6 pipettes.

Not all pack sizes may be marketed.

6.6 Special precautions for the disposal of unused veterinary medicinal product or waste materials derived from the use of such products

Any unused veterinary medicinal product or waste materials derived from such veterinary medicinal products should be disposed of in accordance with local requirements.

Fipronil may adversely affect aquatic organisms. Do not contaminate ponds, waterways or ditches with the product or empty container.

7. MARKETING AUTHORISATION HOLDER

Naqua Ltd
Laboratory E12, Ground Floor
East Block, Building 500
Discovery Park, Ramsgate Road
Sandwich
Kent
CT13 9ND
United Kingdom

8. MARKETING AUTHORISATION NUMBER


Vm 49507/4003

9. DATE OF FIRST AUTHORISATION

13 June 2013

10. DATE OF REVISION OF THE TEXT

July 2022



Approved: 25 July 2022